





**CAMLOG**<sup>®</sup>  
SYSTEM



**CONELOG**<sup>®</sup>  
SYSTEM



## THE COMFOUR<sup>™</sup> SYSTEM



Abutment system for occlusal screw-retained restorations

a perfect fit<sup>™</sup>

**camlog**

## THE NEW COMFORT CLASS.

With the COMFOUR™ System, you can offer your edentulous patients the option of immediate, comfortable and permanent dentures on four or six implants as a rule – and thus a considerable gain in quality of life. It also means considerably greater comfort and freedom for the clinician.

COMFOUR™ opens up several treatment concepts. In addition to occlusal screw-retained bridges for immediate and delayed restorations, the multi-optional system also permits bar and single-tooth restorations on straight and angled bar abutments. COMFOUR™

offers you a range of options to master the challenges in practice routine easier and saves time.

In addition to its versatility, the COMFOUR™ Abutment system excels through its lean design in particular. All components are of lean and low design, which simplifies prosthetic restorations considerably for dentists and dental technicians. In addition, a number of technical highlights ensure that COMFOUR™ is not simply just a name, but also a program – for users and patients alike.





**ADVANTAGES OF THE SYSTEM:**

- Angulation up to 30°
- Time-saving treatment as augmentations can be avoided
- Wide range of prosthetic options
- Critical anatomical regions are protected
- Immediate fixed bridge restoration as a long-term solution
- Safe healing of implants due to splinting using crowns and bridges
- Cost-efficient treatment options

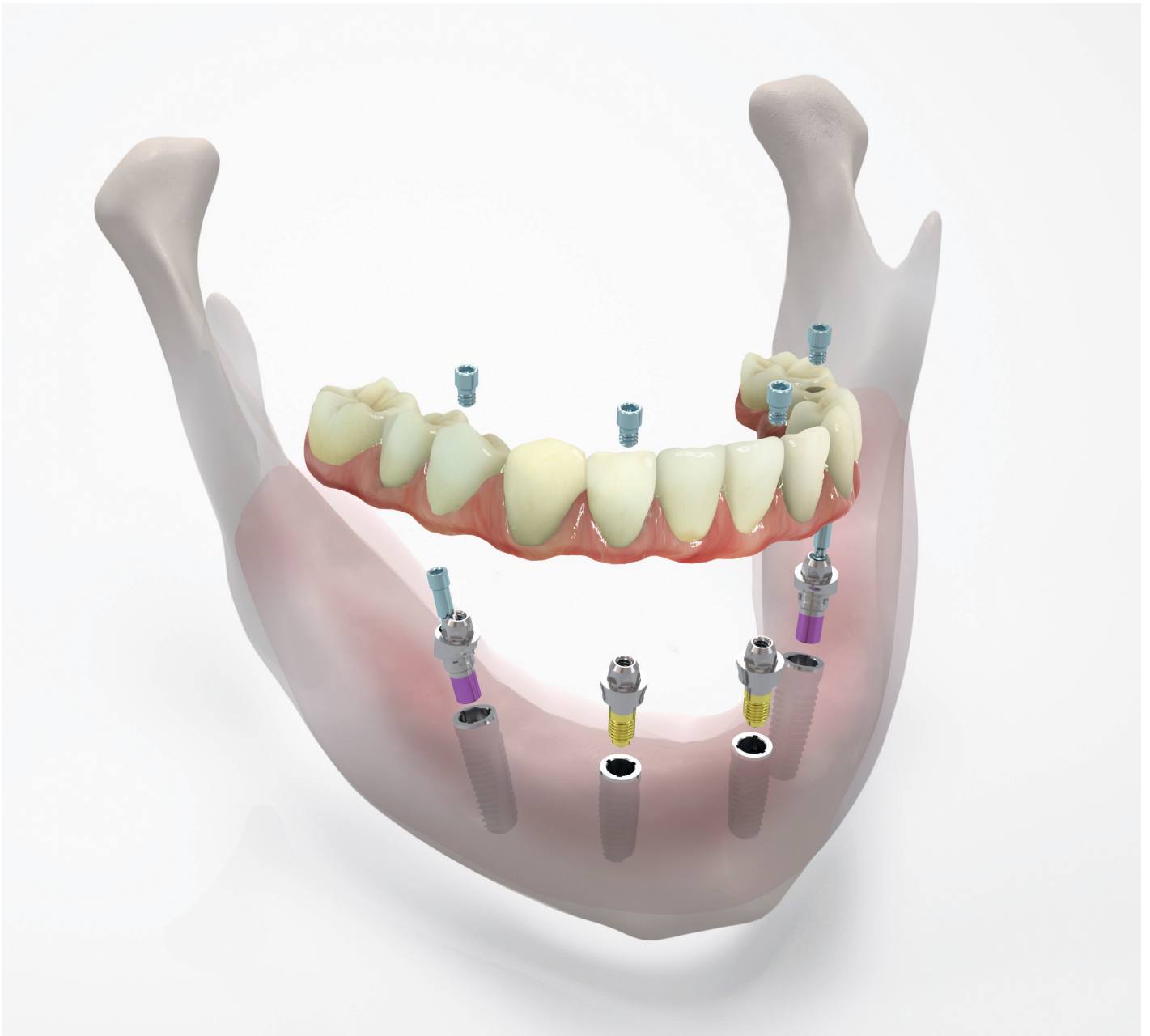
**ALWAYS ON THE SAFE SIDE:**

- Passive-Fit: tension-free bonding in the mouth is possible
- Optional CAD/CAM or conventional fabrication
- Reliable SCREW-LINE and ROOT-LINE implants
- Stable implant-abutment connections

**CAN DO MORE THAN YOU MAY THINK:**

- Bridge, bar, Locator® and single-tooth restorations are possible on the same abutment
- 3D planning with Guide System
- Easy digital or conventional impression taking on abutment level
- Compatible Guide alignment tools for better orientation
- Pre-mounted, flexible insertion handle on the angled abutments
- Extremely lean design of the angled abutments
- Greater stability and safety due to M1.6 screws
- A and B variants of the angled abutments
- Different abutment heights
- Sterile packaging

## OCCLUSAL SCREW-RETAINED IMMEDIATE AND DELAYED RESTORATIONS.



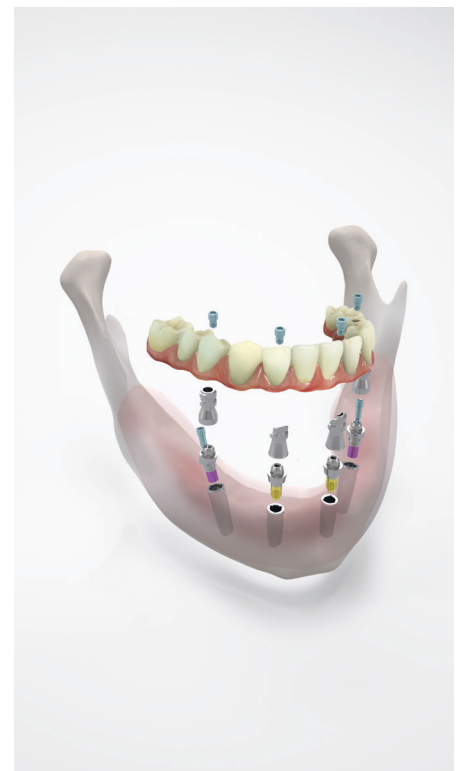
Restoration with the COMFOUR™ System using the Maló treatment protocol can be realized with different manufacturing methods – conventional or digital.

**OCCUSAL SCREW-RETAINED BRIDGES ON 4 OR 6 IMPLANTS.  
COMFORTABLE FOR BOTH USER AND PATIENT.**

The COMFOUR™ System permits comfortable and secure screw-retained restorations, which can be inserted directly on the day of surgery. Based on the treatment protocol of Prof. Paulo Maló, the local bone can be used optimally in patients with severely atrophied jaws by inserting the posterior implants at angles of 17° or 30° from dorsal to mesial. Taking the anatomical structures into account, the distal implants are selected in appropriate lengths without the need for elaborate and expensive augmentation measures. The distal emergence of the abutment achieves a sufficiently large loading polygon for a balanced support of the denture.

The COMFOUR™ System is convincing in terms of design and safety. The users benefit from the easy handling of all components in surgery and prosthetics. The lean design of the abutment and the low abutment heights are of particular benefit when applying the Maló concept.

The COMFOUR™ System thus allows optimal fabrication of functional esthetic dentures, so that patients can look forward to a comfortable and secure screw-retained restoration.



Immediate restoration in mandible and maxilla on four or six implants. The sterile packaged bar abutments and the prosthetics are placed and screw-retained immediately after insertion. The patient leaves the dental practice with a pre-fabricated therapeutic denture – and the good feeling of a comfortable restoration.

Final restoration via a conventionally fabricated, occlusal screw-retained bridge. The high-precision titanium caps are incorporated tension-free intraorally into the bridge restoration.

## VERSATILE APPLICATION OPTIONS ON TOP.

### THE COMFOUR™ SYSTEM ALSO ALLOWS BAR, LOCATOR® AND SINGLE-TOOTH RESTORATIONS.

The COMFOUR™ System offers the full range for permanent and removable restorations for the edentulous and partially edentulous mandible and maxilla. The base is always provided by a straight or angled bar abutment. Depending on the individual situation, the amount of bone available and the wishes of the patient, the treating team thus has a variety of application options available – right through to a rotation-resistant single-tooth or telescope

restoration. The lean design and low construction height of the bar abutments are of highly functional and esthetic benefit for every type of restoration.

Discover the options that the COMFOUR™ System can offer you in challenging situations – and your patients will thank you with that extra smile.



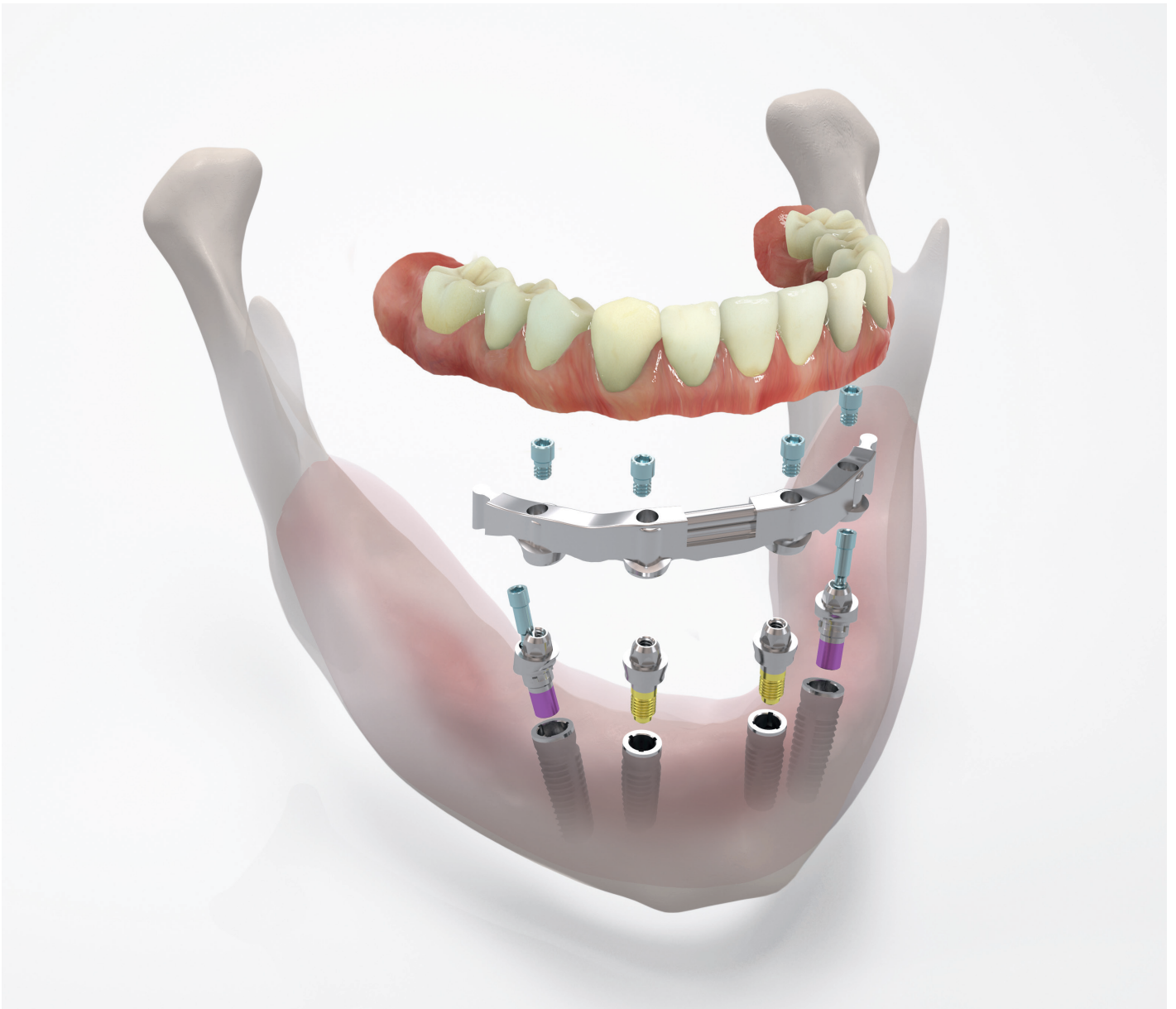
Telescopic restoration: in the case of implants inserted at an angle, the bar abutments of the COMFOUR™ product range can also be used to realize telescopic restorations. A precision-manufactured hex provides an antirotational mechanism on abutment level.



Locator® restoration\*: the Locators are simply screwed onto the bar abutments – an elegant solution for Locator® restorations for implants inserted at an angle.

\* Available from January 2016





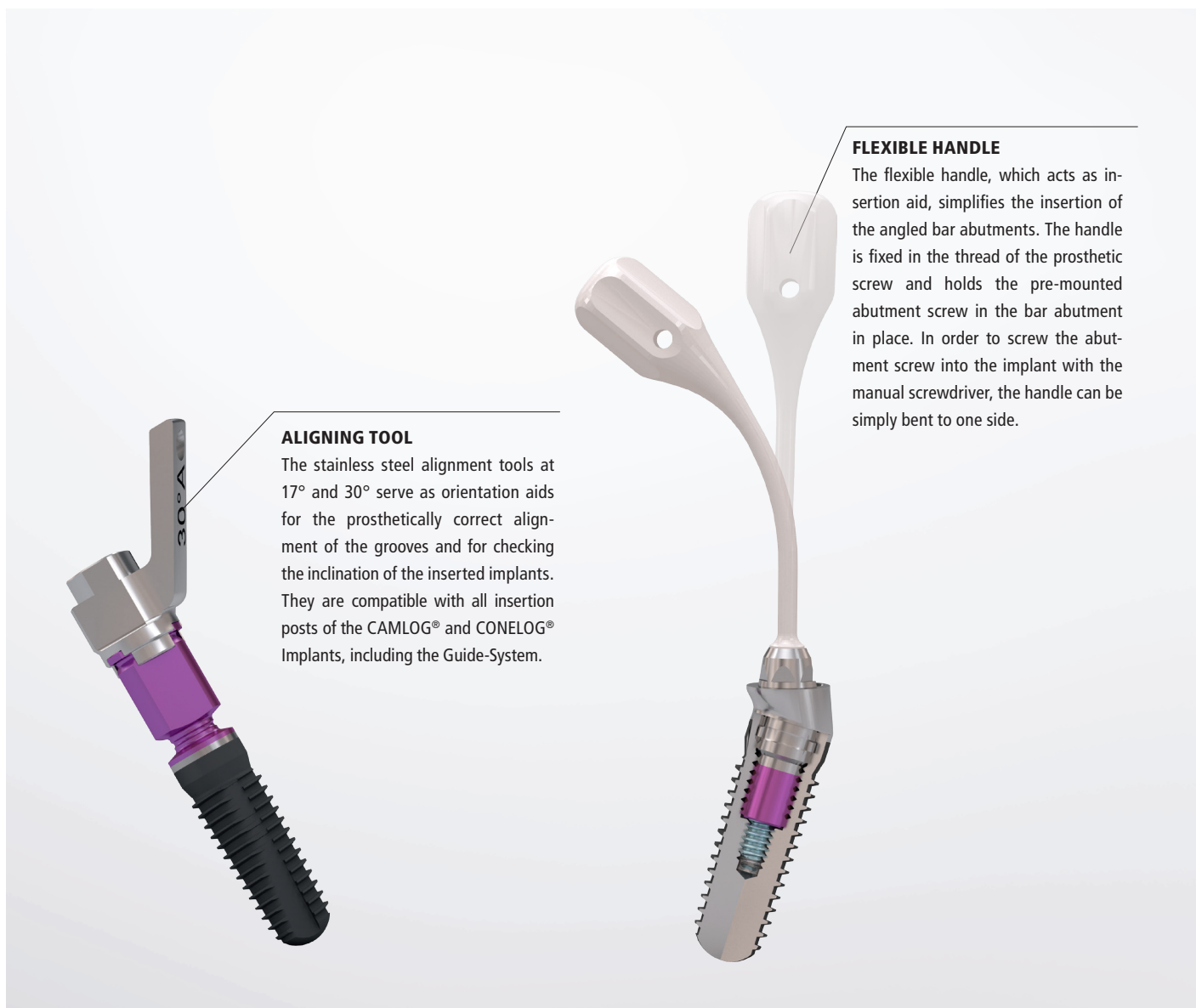
The bar abutments of the COMFOUR™ System fit perfectly to an individually milled bar or other bar constructions. A number of different components are available to provide an optimal fit of the bar.

## COMFORT IS A MATTER OF DETAIL.

### THE TECHNICAL HIGHLIGHTS OF THE COMFOUR™ SYSTEM.

COMFOUR™ saves time during use and offers dentists and dental technicians greater flexibility for occlusal screw-retained designs. With its options for bar and single-tooth restorations, COMFOUR™ extends the prosthetic options available at abutment level and has a number of impressive technical advantages such as its antirotational mechanism, pre-mounted flexible handle, the Guide-compatible aligning tool, and an extremely lean design.

Along with straight bar abutments, the COMFOUR™ system also includes 17° and 30° angled bar abutments. These are available as type A and type B (60° offset cam arrangement). All bar abutments are available in two gingival heights; straight bar abutments from a diameter of 3.8 mm are even available in three gingival heights. All bar abutments, healing and impression caps are packaged sterile, which reduces the workload and thus saves you time.





**BAR ABUTMENT**

For the COMFOUR™ System.

**ANTIROTATIONAL MECHANISM**

For single-tooth restorations and primary telescopes.

**COMPATIBLE**


with Titanium bonding base for bar abutment, Passive Fit.

**EMERGENCE PROFILE**

Anatomically designed free areas.

**LEAN DESIGN**

and low function range from the prosthetic platform.



**TITANIUM CAP**

The titanium caps are available with and without antirotational mechanism. They can be used both for therapeutic dentures as well as for a final restoration. They also serve as impression posts for open impression taking.



**M1.6 PROSTHETIC SCREW**











Prosthetic screw, light blue color-coded and in M1.6 dimension to give extra stability.













**SCANNING CAP**

The scanning caps serve as interface to the digital world. They are screwed onto the bar abutments and allow the position of the bar abutments and the lab analogs to be digitalized intra- or extraorally. This allows frameworks and bars to be fabricated via CAD/CAM.

























## PRODUCT OVERVIEW

CAMLOG® Implant System				
	Art. No.	Description	Implant Ø	GH
	J2254.3305			0.5 mm
	J2254.3320	CAMLOG® Bar abutment straight, titanium alloy, sterile	3.3 mm	2.0 mm
	K2256.3325			2.5 mm
	K2256.3340	CAMLOG® Bar abutment 17° angled, titanium alloy, sterile, type A, incl. CAMLOG® Abutment screw and flexible handle	3.3 mm	4.0 mm
	K2257.3325			2.5 mm
	K2257.3340	CAMLOG® Bar abutment 17° angled, titanium alloy, sterile, type B, incl. CAMLOG® Abutment screw and flexible handle	3.3 mm	4.0 mm
	K2258.3325			2.5 mm
	K2258.3340	CAMLOG® Bar abutment 30° angled, titanium alloy, sterile, type A, incl. CAMLOG® Abutment screw and flexible handle	3.3 mm	4.0 mm
	K2259.3325			2.5 mm
	K2259.3340	CAMLOG® Bar abutment 30° angled, titanium alloy, sterile, type B, incl. CAMLOG® Abutment screw and flexible handle	3.3 mm	4.0 mm
	J2254.3805			0.5 mm
	J2254.3820			2.0 mm
	J2254.3840	CAMLOG® Bar abutment straight, titanium alloy, sterile	3.8 mm	4.0 mm
	K2256.3825			2.5 mm
	K2256.3840	CAMLOG® Bar abutment 17° angled, titanium alloy, sterile, type A, incl. CAMLOG® Abutment screw and flexible handle	3.8 mm	4.0 mm
	K2257.3825			2.5 mm
	K2257.3840	CAMLOG® Bar abutment 17° angled, titanium alloy, sterile, type B, incl. CAMLOG® Abutment screw and flexible handle	3.8 mm	4.0 mm
	K2258.3825			2.5 mm
	K2258.3840	CAMLOG® Bar abutment 30° angled, titanium alloy, sterile, type A, incl. CAMLOG® Abutment screw and flexible handle	3.8 mm	4.0 mm
	K2259.3825			2.5 mm
	K2259.3840	CAMLOG® Bar abutment 30° angled, titanium alloy, sterile, type B, incl. CAMLOG® Abutment screw and flexible handle	3.8 mm	4.0 mm

















CAMLOG® Implant System				
	Art. No.	Description	Implant Ø	GH
	J2254.4305			0.5 mm
	J2254.4320			2.0 mm
	J2254.4340	CAMLOG® Bar abutment straight, titanium alloy, sterile	4.3 mm	4.0 mm
	K2256.4325			2.5 mm
	K2256.4340	CAMLOG® Bar abutment 17° angled, titanium alloy, sterile, type A, incl. CAMLOG® Abutment screw and flexible handle	4.3 mm	4.0 mm
	K2257.4325			2.5 mm
	K2257.4340	CAMLOG® Bar abutment 17° angled, titanium alloy, sterile, type B, incl. CAMLOG® Abutment screw and flexible handle	4.3 mm	4.0 mm
	K2258.4325			2.5 mm
	K2258.4340	CAMLOG® Bar abutment 30° angled, titanium alloy, sterile, type A, incl. CAMLOG® Abutment screw and flexible handle	4.3 mm	4.0 mm
	K2259.4325			2.5 mm
	K2259.4340	CAMLOG® Bar abutment 30° angled, titanium alloy, sterile, type B, incl. CAMLOG® Abutment screw and flexible handle	4.3 mm	4.0 mm
	J2254.5005			0.5 mm
	J2254.5020			2.0 mm
	J2254.5040	CAMLOG® Bar abutment straight, titanium alloy, sterile	5.0 mm	4.0 mm
	K2256.5025			2.5 mm
	K2256.5040	CAMLOG® Bar abutment 17° angled, titanium alloy, sterile, type A, incl. CAMLOG® Abutment screw and flexible handle	5.0 mm	4.0 mm
	K2257.5025			2.5 mm
	K2257.5040	CAMLOG® Bar abutment 17° angled, titanium alloy, sterile, type B, incl. CAMLOG® Abutment screw and flexible handle	5.0 mm	4.0 mm
	K2258.5035			3.5 mm
	K2258.5050	CAMLOG® Bar abutment 30° angled, titanium alloy, sterile, type A, incl. CAMLOG® Abutment screw and flexible handle	5.0 mm	5.0 mm
	K2259.5035			3.5 mm
	K2259.5050	CAMLOG® Bar abutment 30° angled, titanium alloy, sterile, type B, incl. CAMLOG® Abutment screw and flexible handle	5.0 mm	5.0 mm
	J4004.1601	CAMLOG® Abutment screw with reduced head, thread M1.6, titanium alloy, light blue anodized	3.3/3.8/4.3 mm	
	J4004.2001	CAMLOG® Abutment screw with reduced head, thread M2.0, titanium alloy, light blue anodized	5.0/6.0 mm	
	J4004.1600	CAMLOG® Lab screw with reduced head, thread M1.6, titanium alloy, light blue partially anodized	3.3/3.8/4.3 mm	
	J4004.2000	CAMLOG® Lab screw with reduced head, thread M2.0, titanium alloy, light blue partially anodized	5.0/6.0 mm	

## The COMFOUR™ System


















CONELOG® Implant System*				
	Art. No.	Description	Implant Ø	GH
	C2254.3310			1.0 mm
	C2254.3325	CONELOG® Bar abutment straight, titanium alloy, sterile	3.3 mm	2.5 mm
	C2256.3325			2.5 mm
	C2256.3340	CONELOG® Bar abutment 17° angled, titanium alloy, sterile, type A, incl. CONELOG® Abutment screw and flexible handle	3.3 mm	4.0 mm
	C2257.3325			2.5 mm
	C2257.3340	CONELOG® Bar abutment 17° angled, titanium alloy, sterile, type B, incl. CONELOG® Abutment screw and flexible handle	3.3 mm	4.0 mm
	C2258.3325			2.5 mm
	C2258.3340	CONELOG® Bar abutment 30° angled, titanium alloy, sterile, type A, incl. CONELOG® Abutment screw and flexible handle	3.3 mm	4.0 mm
	C2259.3325			2.5 mm
	C2259.3340	CONELOG® Bar abutment 30° angled, titanium alloy, sterile, type B, incl. CONELOG® Abutment screw and flexible handle	3.3 mm	4.0 mm
	C2254.3810			1.0 mm
	C2254.3825			2.5 mm
	C2254.3840	CONELOG® Bar abutment straight, titanium alloy, sterile	3.8 mm	4.0 mm
	C2256.3825			2.5 mm
	C2256.3840	CONELOG® Bar abutment 17° angled, titanium alloy, sterile, type A, incl. CONELOG® Abutment screw and flexible handle	3.8 mm	4.0 mm
	C2257.3825			2.5 mm
	C2257.3840	CONELOG® Bar abutment 17° angled, titanium alloy, sterile, type B, incl. CONELOG® Abutment screw and flexible handle	3.8 mm	4.0 mm
	C2258.3825			2.5 mm
	C2258.3840	CONELOG® Bar abutment 30° angled, titanium alloy, sterile, type A, incl. CONELOG® Abutment screw and flexible handle	3.8 mm	4.0 mm
	C2259.3825			2.5 mm
	C2259.3840	CONELOG® Bar abutment 30° angled, titanium alloy, sterile, type B, incl. CONELOG® Abutment screw and flexible handle	3.8 mm	4.0 mm

CONOLOG® Implant System*				
	Art. No.	Description	Implant Ø	GH
	C2254.4310			1.0 mm
	C2254.4325			2.5 mm
	C2254.4340	CONOLOG® Bar abutment straight, titanium alloy, sterile	4.3 mm	4.0 mm
	C2256.4325			2.5 mm
	C2256.4340	CONOLOG® Bar abutment 17° angled, titanium alloy, sterile, type A, incl. CONOLOG® Abutment screw and flexible handle	4.3 mm	4.0 mm
	C2257.4325			2.5 mm
	C2257.4340	CONOLOG® Bar abutment 17° angled, titanium alloy, sterile, type B, incl. CONOLOG® Abutment screw and flexible handle	4.3 mm	4.0 mm
	C2258.4325			2.5 mm
	C2258.4340	CONOLOG® Bar abutment 30° angled, titanium alloy, sterile, type A, incl. CONOLOG® Abutment screw and flexible handle	4.3 mm	4.0 mm
	C2259.4325			2.5 mm
	C2259.4340	CONOLOG® Bar abutment 30° angled, titanium alloy, sterile, type B, incl. CONOLOG® Abutment screw and flexible handle	4.3 mm	4.0 mm
	C2254.5010			1.0 mm
	C2254.5025			2.5 mm
	C2254.5040	CONOLOG® Bar abutment straight, titanium alloy, sterile	5.0 mm	4.0 mm
	C2256.5025			2.5 mm
	C2256.5040	CONOLOG® Bar abutment 17° angled, titanium alloy, sterile, type A, incl. CONOLOG® Abutment screw and flexible handle	5.0 mm	4.0 mm
	C2257.5025			2.5 mm
	C2257.5040	CONOLOG® Bar abutment 17° angled, titanium alloy, sterile, type B, incl. CONOLOG® Abutment screw and flexible handle	5.0 mm	4.0 mm
	C2258.5035			3.5 mm
	C2258.5050	CONOLOG® Bar abutment 30° angled, titanium alloy, sterile, type A, incl. CONOLOG® Abutment screw and flexible handle	5.0 mm	5.0 mm
	C2259.5035			3.5 mm
	C2259.5050	CONOLOG® Bar abutment 30° angled, titanium alloy, sterile, type B, incl. CONOLOG® Abutment screw and flexible handle	5.0 mm	5.0 mm
	C4004.1601	CONOLOG® Abutment screw with reduced head, thread M1.6, titanium alloy, light blue anodized	3.3/3.8/4.3 mm	
	C4004.2001	CONOLOG® Abutment screw with reduced head, thread M2.0, titanium alloy, light blue anodized	5.0 mm	
	C4004.1600	CONOLOG® Lab screw with reduced head, thread M1.6, titanium alloy, light blue partially anodized	3.3/3.8/4.3 mm	
	C4004.2000	CONOLOG® Lab screw with reduced head, thread M2.0, titanium alloy, light blue partially anodized	5.0 mm	

## The COMFOUR™ System

Components for bar abutments			
	Art. No.	Description	Implant Ø
	J2029.4300		3.3/3.8/4.3 mm
	J2029.6000	Healing cap for bar abutment, titanium alloy, sterile, light blue partially anodized	5.0/6.0 mm
	J2129.4300		3.3/3.8/4.3 mm
	J2129.6000	Impression cap for bar abutment, closed tray, titanium alloy, sterile, light blue partially anodized	5.0/6.0 mm
	J2610.4300		3.3/3.8/4.3 mm
	J2610.6000	Scanning cap for bar abutments, incl. prosthetic screw, PEEK, sterile, light blue anodized	5.0/6.0 mm
	J2259.4301		3.3/3.8/4.3 mm
	J2259.6001	Titanium cap for crown for bar abutment, incl. prosthetic screw, titanium alloy, light blue anodized, also for impression taking open tray	5.0/6.0 mm
	J2259.4302		3.3/3.8/4.3 mm
	J2259.6002	Titanium cap for bridge for bar abutment, incl. prosthetic screw, titanium alloy, light blue anodized, also for impression taking open tray	5.0/6.0 mm
	J3020.4300		3.3/3.8/4.3 mm
	J3020.6000	Bar lab analog/soldering aid for bar abutments, stainless steel	5.0/6.0 mm
	J2256.4306		3.3/3.8/4.3 mm
	J2256.6006	Crown base for bar abutment, burn-out, POM*	5.0/6.0 mm
	J2257.4300		3.3/3.8/4.3 mm
	J2257.6000	Base for bar abutment, burn-out, POM	5.0/6.0 mm
	J2263.4300		3.3/3.8/4.3 mm
	J2263.6000	Bar base for bar abutment, cast-on gold alloy/POM	5.0/6.0 mm
	J2258.4300		3.3/3.8/4.3 mm
	J2258.6000	Bar base for bar abutment, solderable gold alloy	5.0/6.0 mm
	J2262.4300		3.3/3.8/4.3 mm
	J2262.6000	Bar base for bar abutment, titanium Grade 4, laser-weldable	5.0/6.0 mm
	J2260.4300		3.3/3.8/4.3 mm
	J2260.6000	Titanium bonding base for bar abutment, titanium alloy, Passive Fit	5.0/6.0 mm
	J2261.4300		3.3/3.8/4.3 mm
	J2261.6000	Bar sleeve for titanium bonding base, Passive-Fit, burn-out, POM, incl. titanium-colored prosthetic screw	5.0/6.0 mm
	J4012.1610	Screw, for bar abutment, for impression taking, open tray and for soldering aid, 10mm, hex, thread M1.6, length 7.5/10 mm, titanium alloy	
	J4012.1615	Screw, for bar abutment, for impression taking, open tray and for soldering aid, 15mm, hex, thread M1.6, length 12.5/15 mm, titanium alloy	
	J4012.1620	Screw, for bar abutment, for impression taking, open tray and for soldering aid, 20mm, hex, thread M1.6, length 17.5/20 mm, titanium alloy	
	J4012.2010	Screw, for bar abutment, for impression taking, open tray and for soldering aid, 10mm, hex, thread M2.0, length 7.5/10 mm, titanium alloy	
	J4012.2015	Screw, for bar abutment, for impression taking, open tray and for soldering aid, 15mm, hex, thread M2.0, length 12.5/15mm, titanium alloy	
	J4012.2020	Screw, for bar abutment, for impression taking, open tray and for soldering aid, 20mm, hex, thread M2.0, length 17.5/20mm, titanium alloy	



Components for bar abutments			
	Art. No.	Description	Implant Ø
	J4012.1601	Prosthetic screw for bar abutment, hex, thread M1.6, light blue anodized, also for Passive-Fit, titanium alloy	
	J4012.2001	Prosthetic screw for bar abutment, hex, thread M2.0, light blue anodized, also for Passive-Fit, titanium alloy	
	J4013.1601	Lab prosthetic screw for bar abutment, hex, thread M1.6, brown anodized, also for Passive-Fit, titanium alloy	
	J4013.2001	Lab prosthetic screw for bar abutment, hex, thread M2.0, brown anodized, also for Passive-Fit, titanium alloy	
	J2253.4301		3.3/3.8/4.3 mm
	J2253.6001	LOCATOR® Attachment for bar abutment*	5.0/6.0 mm
Instruments for bar abutments			
	Art. No.	Description	Implant Ø
	J2269.0003	Aligning tool 17° for angled bar abutments, for insertion posts, stainless steel	
	J2269.0004	Aligning tool 30° for angled bar abutments, for insertion posts, stainless steel	
	J5302.0010	Universal holding key, also for aligning tool, stainless steel	
	J5317.0511	Manual screwdriver	
	J5317.0501	Screwdriver, hex short, length 22.5 mm, manual wrench, stainless steel	
	J5317.0502	Screwdriver, hex long, length 30.3 mm, manual wrench, stainless steel	
	J5317.0503	Screwdriver, hex long, length 26 mm, ISO shaft, stainless steel	
	J5317.0504	Screwdriver, hex short, length 18 mm, ISO shaft, stainless steel	
	J5317.0510	Screwdriver, hex extra short, length 14.5 mm, manual wrench, stainless steel	
	J5300.0020		3.3/3.8/4.3 mm
	J5300.0025	Insertion tool for bar abutment, straight, length 18.6mm, stainless steel	5.0/6.0 mm
	J5300.0027		3.3/3.8/4.3 mm
	J5300.0028	Insertion tool for impression posts and healing caps for bar abutments, length 19.1mm, stainless steel	5.0/6.0 mm
	J4009.1627	Plastic screw for bar abutment, 27mm, hex, thread M1.6, PEEK	
	J4009.2027	Plastic screw for bar abutment, 27mm, hex, thread M2.0 PEEK	
	J3711.0010		3.3/3.8/4.3 mm
	J3711.0015	Reworking reamer, base for bar abutment, plane surface/taper, stainless steel, burn-out	5.0/6.0 mm
	J3711.0020		3.3/3.8/4.3 mm
	J3711.0025	Reworking reamer, base for bar abutment, screw seat, burn-out., stainless steel	5.0/6.0 mm

\* Available from January 2016

## **HEADQUARTERS**

CAMLOG Biotechnologies AG | Margarethenstrasse 38 | CH-4053 Basel  
info@CAMLOG.com | www.CAMLOG.com

## **SWITZERLAND**

CAMLOG Schweiz AG | Margarethenstrasse 38 | CH-4053 Basel  
Telephone +41 61 565 41 41 | Fax +41 61 565 41 42  
vertrieb@CAMLOG.ch | www.CAMLOG.com

## **AUSTRIA**

ALLTEC Dental-GmbH | Schwefel 93 | A-6850 Dornbirn  
Telephone +43 5572 37 23 41 | Fax +43 5572 37 23 41 404  
info@alltecdental.at | www.alltecdental.at